

# Save Animals From Exploitation Incorporated

## Performance Report

For the year ended

31 March 2016

### Contents

	Page
<b>Non-Financial Information:</b>	
Entity Information	2-3
Statement of Service Performance	4
<b>Financial Information:</b>	
Statement of Financial Performance	5
Statement of Financial Position	6
Statement of Cash Flows	7
Statement of Accounting Policies	8
Notes to the Performance Report	9-17
Auditor's Report	18-19

## Save Animals From Exploitation Incorporated

### Entity Information

"Who are we?", "Why do we exist?"

For the year ended  
31 March 2016

Legal Name of Entity:*	Save Animals From Exploitation Incorporated
Other Name of Entity (if any):	SAFE
Type of Entity and Legal Basis (if any):*	Registered Charity and Incorporated Society
Registration Number:	CC40428

#### Entity's Purpose or Mission: \*

Founded in 1932, SAFE aims to make significant improvements to the lives of animals by raising awareness, challenging cruel practices, changing attitudes and fostering compassion so that they are no longer exploited or abused by humans.

#### Entity Structure: \*

SAFE's Board is comprised of seven individuals who volunteer their time and skills to help animals and ensure good governance. Our current Board Members come from a diverse range of backgrounds, such as: animal advocacy, law, digital media, accountancy, psychology and business. SAFE currently has 1,636 active members, 7,177 registered volunteers, 8,581 financial supporters and 556 non-financial supporters including businesses and high-profile New Zealand celebrities, along with a small but dedicated staff team of 18.

#### Main Sources of the Entity's Cash and Resources:\*

SAFE is a registered, not for profit charitable organisation and is solely reliant on the goodwill of its supporters. It does not receive any government funding.

#### Main Methods Used by the Entity to Raise Funds:\*

SAFE actively solicits donations from its supporter-base and the general public for the funds required to carry out its work. Fundraising activities include: direct mail, major donor, legacy/bequest, trust and street collections, all underpinned by a philosophy of open, honest, relationship-based fundraising.

#### Entity's Reliance on Volunteers and Donated Goods or Services: \*

In addition to staff, dedicated volunteers and supporters throughout the country kindly give their time and skills to help animals and work with SAFE. This includes help at public stalls, with collections and with maaging donation boxes. SAFE currently has over 7,000 registered volunteers. In addition, businesses ethically-aligned with our work donate much-needed goods and services.

## Save Animals From Exploitation Incorporated

### Entity Information



"Who are we?", "Why do we exist?"

For the year ended  
31 March 2016

#### Additional Information:\*

SAFE is dedicated to changing attitudes and nurturing compassionate values by educating the public about the inherent value of animals.

#### Contact details

Physical Address:	Room 219, Level 1, 32 Salamanca Road, Kelburn, Wellington
Postal Address:	P O Box 6442, Marion Square, Wellington 6141
Phone/Fax:	04 472 4974
Email/Website:	<a href="http://www.safe.org.nz">http://www.safe.org.nz</a>
	<a href="https://www.facebook.com/SAFEnewzealand">https://www.facebook.com/SAFEnewzealand</a>
	<a href="https://twitter.com/safenewzealand/">https://twitter.com/safenewzealand/</a>

## Save Animals From Exploitation Incorporated

### Statement of Service Performance

"What did we do?", When did we do it?"

For the year ended  
31 March 2016

#### Description of the Entity's Outcomes\*:

The Society is established to prevent the suffering, abuse and exploitation of animals by:

- Raising public awareness of the suffering, abuse and exploitation of animals; and
- Promoting education on human-animal relations.

Description and Quantification (to the extent practicable) of the Entity's Outputs:*	Actual*		Actual*
	This Year		Last Year
Number of Currently Registered Volunteers	7177		Data unavailable
Recipients of Quarterly Supporter Updates (Hard Copies)	986		n/a
Members of the public viewing SAFE website (Unique Individuals)	158592		Data unavailable
Number of people 'liking' SAFE's Facebook Page	87709		40347
Recipients of Supporter Emails	39946		29858
Number of SAFE Youth Group Members	198		61

#### Additional Information:

"Thanks so much guys! This organisation has helped me through so much, helped me when I was going through times when people thought I was loony because I was vegan and through the times when I was just sad. I would just look at your sites or think about how far you've taken things and how many animal cases you've stopped. You guys are my inspiration and I want to work just as hard as you guys do."

SAFE Youth Group Member Bethany – Age 12



## Save Animals From Exploitation Incorporated

### Statement of Financial Performance

"How was it funded?" and "What did it cost?"

For the year ended

31 March 2016



	Note	Actual* This Year \$	Actual* Last Year \$
<b>Revenue</b>			
Donations, fundraising and other similar revenue*	1	1,328,270	1,091,799
Fees, subscriptions and other revenue from members*	1	-	1,896
Revenue from providing goods or services*	1	9,165	13,454
Interest, dividends and other investment revenue*	1	34,257	27,287
Other revenue	1	2,258	75
<b>Total Revenue*</b>		<b>1,373,950</b>	<b>1,134,511</b>
<b>Expenses</b>			
Expenses related to public fundraising*	2	-	-
Volunteer and employee related costs*	2	684,930	620,238
Costs related to providing goods or services*	2	176,977	226,807
Grants and donations made*	2	15,980	6,525
Other expenses	2	179,596	113,045
<b>Total Expenses*</b>		<b>1,057,483</b>	<b>966,615</b>
<b>Surplus/(Deficit) for the Year*</b>		<b>316,467</b>	<b>167,896</b>

**Save Animals From Exploitation Incorporated**


**Statement of Financial Position**

"What the entity owns?" and "What the entity owes?"

As at  
31 March 2016



	Note	Actual* This Year \$	Actual* Last Year \$
<b>Assets</b>			
<b>Current Assets</b>			
Bank accounts and cash*	3	347,520	703,443
Debtors and prepayments*	3	12,216	13,930
Inventory*	3	23,026	22,968
Investments*	3	937,859	233,119
Other current assets	3	7,935	1,555
<b>Total Current Assets</b>		<b>1,328,556</b>	<b>975,015</b>
<b>Non-Current Assets</b>			
Property, plant and equipment*	4	91,265	136,255
Work in Progress		-	4,255
<b>Total Non-Current Assets</b>		<b>91,265</b>	<b>140,510</b>
<b>Total Assets*</b>		<b>1,419,821</b>	<b>1,115,525</b>
<b>Liabilities</b>			
<b>Current Liabilities</b>			
Creditors and accrued expenses*	3	23,251	30,612
Employee costs payable*	3	53,258	58,601
Other current liabilities	3	1,864	1,331
<b>Total Current Liabilities</b>		<b>78,373</b>	<b>90,544</b>
<b>Total Liabilities*</b>		<b>78,373</b>	<b>90,544</b>
<b>Total Assets less Total Liabilities (Net Assets)*</b>		<b>1,341,448</b>	<b>1,024,981</b>
<b>Accumulated Funds</b>			
Capital contributed by owners or members*		1,000	1,000
Accumulated surpluses or (deficits)*		1,340,448	1,023,981
Reserves*		-	-
<b>Total Accumulated Funds*</b>		<b>1,341,448</b>	<b>1,024,981</b>

  
Signed

31-8-16  
Date

  
Signed

31-8-16  
Date

## Save Animals From Exploitation Incorporated

### Statement of Cash Flows

"How the entity has received and used cash"

For the year ended

31 March 2016

	Actual* This Year \$
<b>Cash Flows from Operating Activities*</b>	
<b>Cash was received from:</b>	
Donations, fundraising and other similar receipts*	1,325,864
Fees, subscriptions and other receipts from members*	-
Receipts from providing goods or services*	9,165
Interest, dividends and other investment receipts*	27,878
Cash Flows from other operating activities	2,258
Net GST	6,529
<b>Cash was applied to:</b>	
Payments to suppliers and employees*	993,065
Donations or grants paid*	15,980
<b>Net Cash Flows from Operating Activities*</b>	<b>362,649</b>
<b>Cash flows from Investing and Financing Activities*</b>	
<b>Cash was applied to:</b>	
Payments to acquire property, plant and equipment*	13,832
Payments to purchase investments*	704,740
<b>Net Cash Flows from Investing and Financing Activities*</b>	<b>(718,572)</b>
<b>Net Increase / (Decrease) in Cash*</b>	<b>(355,923)</b>
<b>Opening Cash*</b>	<b>703,443</b>
<b>Closing Cash*</b>	<b>347,520</b>
<b>This is represented by:</b>	
Bank Accounts and Cash*	347,520



## Save Animals From Exploitation Incorporated

### Statement of Accounting Policies

#### "How did we do our accounting?"

For the year ended  
31 March 2016

#### **Basis of Preparation\***

Save Animals From Exploitation Incorporated has elected to apply PBE SFR-A (NFP) Public Benefit Entity Simple Format Reporting - Accrual (Not-For-Profit) on the basis that it does not have public accountability and has total annual expenses of equal to or less than \$2,000,000. All transactions in the Performance Report are reported using the accrual basis of accounting. The Performance Report is prepared under the assumption that the entity will continue to operate in the foreseeable future. The accounts are in New Zealand Dollars and rounded to the nearest dollar.

#### **Goods and Services Tax (GST)\***

All amounts are recorded exclusive of GST, except for Debtors and Creditors which are stated inclusive of GST.

#### **Income Tax**

Save Animals From Exploitation Incorporated is wholly exempt from New Zealand income tax having fully complied with all statutory conditions for these exemptions. The Organisation is a registered charity.

#### **Bank Accounts and Cash**

Bank accounts and cash in the Statement of Cash Flows comprise cash balances and bank balances (including short term deposits) with original maturities of 90 days or less.

#### **Changes in Accounting Policies\***

Previously the Organisation has prepared accounts under generally accepted accounting principles (GAAP) and is now reporting under Tier 3 Public Benefit Entities Standards. There has been no material adjustments to the 2015 figures.





# Save Animals From Exploitation Incorporated

## Notes to the Performance Report

For the year ended  
31 March 2016

### Note 1 : Analysis of Revenue

Revenue Item	Analysis	This Year \$	Last Year \$
Donations, fundraising and other similar revenue	Donations (Regular)	-	127,216
	Donations Received	894,949	912,254
	Event Income	1,042	240
	Grants	5,509	28,572
	Legacies	426,771	23,397
	<b>Total</b>		<b>1,328,271</b>

Revenue Item	Analysis	This Year \$	Last Year \$
Fees, subscriptions and other revenue from members	Fees and subscriptions from members	-	1,896
<b>Total</b>		<b>-</b>	<b>1,896</b>

Revenue Item	Analysis	This Year \$	Last Year \$
Revenue from providing goods or services	Revenue from sales to the public	9,165	13,454
<b>Total</b>		<b>9,165</b>	<b>13,454</b>

Revenue Item	Analysis	This Year \$	Last Year \$
Interest, dividends and other investment revenue	Interest	34,257	27,287
<b>Total</b>		<b>34,257</b>	<b>27,287</b>





# Save Animals From Exploitation Incorporated

## Notes to the Performance Report

For the year ended  
31 March 2016

### Note 2 : Analysis of Expenses

Expense Item	Analysis	This Year \$	Last Year \$
Volunteer and employee related costs	Salaries and Wages	666,516	609,387
	KiwiSaver contributions	15,647	-
	ACC levies	2,183	1,509
	Payroll Processing Fees	584	793
	Volunteer and Outreach	-	8,549
<b>Total</b>		<b>684,930</b>	<b>620,238</b>

Expense Item	Analysis	This Year \$	Last Year \$
Costs related to providing goods or services	Advertising	30,426	24,606
	Contractors	4,266	57,776
	Design and Graphics	4,982	1,368
	Entertainment	1,771	130
	Event Costs	935	-
	Gifts	1,811	499
	Hire Fees	340	4,948
	IT Support	18,714	27,893
	Licensing and Registration Fees	5,959	(736)
	Low Value Fixed Assets	3,858	4,308
	Meetings and Workshops	1,666	1,025
	Merchandise Expenses	5,510	29,319
	Merchant Fees	5,198	5,536
	Office Expenses	9,930	2,341
	Postage and Courier	18,586	16,005
	Printing	32,979	29,149
	Promotions	-	245
	Publications	-	6
	Repairs and Maintenance	958	221
	Staff Training	5,852	880
	Staff Uniforms	5,062	-
	Subscriptions Paid	3,205	3,350
	Sundry	-	413
Travel	13,690	17,498	
Website Development and Hosting	1,279	27	
<b>Total</b>		<b>176,977</b>	<b>226,807</b>

Expense Item	Analysis	This Year \$	Last Year \$
Grants and donations made	Donations Made - Farmwatch	14,000	6,000
	Donations Made - Animal Protection Society	480	480
	Donations Made - HUHA	500	-
	Donations Made - Starfish Bobby Calf Project	1,000	-
	Donations Made - Other	-	45
<b>Total</b>		<b>15,980</b>	<b>6,525</b>

Expense Item	Analysis	This Year \$	Last Year \$
Other expenses	Depreciation	64,834	26,990
	Audit Fees	5,568	3,183
	Electricity	1,933	1,980
	Insurance	5,292	5,501
	Telephone and Internet	19,272	15,091
	Rent and Rates	73,452	54,458
	Motor Vehicle Expenses	1,159	1,162
	Bank Fees	612	445
	Legal Expenses	7,474	4,235
<b>Total</b>		<b>179,596</b>	<b>113,045</b>



## Save Animals From Exploitation Incorporated

### Notes to the Performance Report

For the year ended  
31 March 2016

#### Note 3 : Analysis of Assets and Liabilities

Asset Item	Analysis	This Year \$	Last Year \$
Bank accounts and cash	National account balance	24,929	26,758
	Fundraising account balance	6,593	15,948
	Savings account balance	315,604	659,605
	Petty Cash	364	304
	Cash Floats	30	732
	<b>Total</b>		<b>347,520</b>

Asset Item	Analysis	This Year \$	Last Year \$
Debtors and prepayments	Accounts receivable	648	-
	Prepayments	4,167	-
	GST Receivable	7,401	13,930
<b>Total</b>		<b>12,216</b>	<b>13,930</b>

Asset Item	Analysis	This Year \$	Last Year \$
Inventory	Cruelty Free Shop	578	-
	Auckland Office	15,135	16,399
	Wellington Office	1,837	1,204
	Christchurch Office	4,277	3,480
	Nationwide coordinators	1,199	1,885
	<b>Total</b>		<b>23,026</b>

Asset Item	Analysis	This Year \$	Last Year \$
Other current assets	Accrued Income	7,935	1,555
<b>Total</b>		<b>7,935</b>	<b>1,555</b>

Asset Item	Analysis	This Year \$	Last Year \$
Investments	Westpac Term Deposit 0002	177,859	170,038
	Westpac Term Deposit 0005	-	63,081
	Westpac Term Deposit 0006	500,000	-
	Westpac Term Deposit 0007	260,000	-
<b>Total</b>		<b>937,859</b>	<b>233,119</b>



## Save Animals From Exploitation Incorporated

### Notes to the Performance Report

For the year ended  
31 March 2016

#### Note 3 : Analysis of Assets and Liabilities

Liability Item	Analysis	This Year \$	Last Year \$
Creditors and accrued expenses	Trade and other payables	18,251	-
	Accrued expenses	5,000	30,612
	<b>Total</b>	23,251	30,612

Liability Item	Analysis	This Year \$	Last Year \$
Employee costs payable	Holiday pay accrual	41,859	46,277
	Wages and salaries earned but not yet paid	11,399	12,324
	<b>Total</b>	53,258	58,601

Liability Item	Analysis	This Year \$	Last Year \$
Other current liabilities	Credit Card - Debra	1,026	891
	Credit Card - Hans	323	228
	Credit Card - Mandy	515	213
	<b>Total</b>	1,864	1,332



# Save Animals From Exploitation Incorporated

## Notes to the Performance Report

For the year ended  
31 March 2016

### Note 4 : Property, Plant and Equipment

This Year					
Asset Class*	Opening Carrying Amount*	Purchases	Sales/Disposals	Current Year Depreciation and Impairment*	Closing Carrying Amount*
Land*	-	-	-	-	-
Buildings*	-	-	-	-	-
Motor Vehicles*	1,105	-	-	332	773
Furniture and fixtures*	1,520	-	-	304	1,216
Office equipment*	258	1,519	-	301	1,476
Computers (including software)*	109,103	18,327	-	58,988	68,442
Machinery*	-	-	-	-	-
Other equipment	24,268	-	-	4,910	19,358
<b>Total</b>	<b>136,254</b>	<b>19,846</b>	<b>-</b>	<b>64,835</b>	<b>91,265</b>

Last Year					
Asset Class*	Opening Carrying Amount*	Purchases	Sales/Disposals	Current Year Depreciation and Impairment*	Closing Carrying Amount*
Land*	-	-	-	-	-
Buildings*	-	-	-	-	-
Motor Vehicles*	1,579	-	-	474	1,105
Furniture and fixtures*	1,900	-	-	380	1,520
Office equipment*	409	-	-	151	258
Computers (including software)*	16,705	112,216	-	19,818	109,103
Machinery*	-	-	-	-	-
Other equipment	30,435	-	-	6,167	24,268
<b>Total</b>	<b>51,028</b>	<b>112,216</b>	<b>-</b>	<b>26,990</b>	<b>136,254</b>



## Save Animals From Exploitation Incorporated

### Notes to the Performance Report

For the year ended

31 March 2016

#### Note 5: Accumulated Funds

This Year				
Description*	Capital Contributed by Owners or Members*	Accumulated Surpluses or Deficits*	Reserves*	Total*
<b>Opening Balance</b>	1,000	1,023,981	-	<b>1,024,981</b>
Capital contributed by owners or members*				-
Capital returned to owners or members*	-			-
Surplus/(Deficit)*		316,467		<b>316,467</b>
Distributions paid to owners or members*		-		-
Transfer to Reserves*				
Transfer from Reserves*			-	
<b>Closing Balance</b>	<b>1,000</b>	<b>1,340,448</b>	-	<b>1,341,448</b>

Last Year				
Description*	Capital Contributed by Owners or Members*	Accumulated Surpluses or Deficits*	Reserves*	Total*
<b>Opening Balance</b>	-	856,085		<b>856,085</b>
Capital contributed by owners or members*	1,000			<b>1,000</b>
Capital returned to owners or members*				-
Surplus/(Deficit)*		167,896		<b>167,896</b>
Distributions paid to owners or members*				-
Transfer to Reserves*				
Transfer from Reserves*			-	
<b>Closing Balance</b>	<b>1,000</b>	<b>1,023,981</b>	-	<b>1,024,981</b>



## Save Animals From Exploitation Incorporated

### Notes to the Performance Report

For the year ended  
31 March 2016

#### Note 6 : Commitments and Contingencies

Commitment*	Explanation and Timing*	At balance date This Year*	At balance date Last Year*
		\$	\$
	Salmanca Group Limited - Wellington Rent expiring 30 April 2017	26,788	49,705
Commitments to lease or rent assets*	Cawthray Motors Limited - Auckland Rent expiring 30 June 2017	25,497	45,405
	I D Lamb Investments Limited - Christchurch Rent expiring 31 January 2107	16,667	36,667
	Fuji Xerox Finance Ltd - Photocopier Lease expiring 17 May 2019	17,447	-

#### Contingent Liabilities and Guarantees

There are no contingent liabilities or guarantees as at balance date (Last Year - nil )





# Save Animals From Exploitation Incorporated

## Notes to the Performance Report

For the year ended  
31 March 2016

### Notes 7-12

#### Note 7: Other

##### Significant Grants and Donations with Conditions which have not been Recorded as a Liability\*

Description*	Original Amt*	Not Fulfilled Amt*	Purpose and Nature of the Condition(s)*
Polaris Trust	100,000	100,000	To be used for expenses in 2017
Robert & Patricia	65,000	65,000	To be used for expenses in 2017

##### Goods or Services Provided to the Entity in Kind\*

Description*	Amount*
Putti	10,000
MuLondon	100
M & R Essentials	500

##### Assets Used as Security for Liabilities\*

##### Assets Used as Security for Liabilities:

There were no assets used as security for liabilities during the financial year. (Last Year - Nil)

##### Note 8: Assets Held on Behalf of Others\*

##### Assets Held on Behalf of Others:

There were no assets held on behalf of others during the financial year. (Last Year - Nil)

##### Note 9: Related Party Transactions\*

##### Related Party Disclosures:

There were no transactions involving related parties during the financial year. (Last Year - Nil)

##### Note 10: Events After the Balance Date\*

##### Events After the Balance Date:

There were no events that have occurred after the balance date that would have a material impact on the Performance Report. (Last Year Nil)



**Independent Auditor's Report****To the Members of Save Animals from Exploitation Incorporated (SAFE)**

We have audited the financial statements of SAFE on pages 4 to 17 which comprise the Statement of Financial Position as at 31 March 2016, and the statement of service performance, statement of financial performance and statement of cash flows for the year then ended, and a summary of significant accounting policies and other explanatory information.

**Executive Committee's Responsibility for the Financial Statements**

The executive committee is responsible on behalf of the entity for the preparation and fair presentation of these financial statements in accordance with Public Benefit Entity Simple Format Reporting Standard – Accrual and for such internal control as the executive committee determines is necessary to enable the preparation of financial statements that are free from material misstatement, whether due to fraud or error.

**Auditor's Responsibility**

Our responsibility is to express an opinion on these financial statements based on our audit. We conducted our audit in accordance with International Standards on Auditing (New Zealand). Those standards require that we comply with ethical requirements and plan and perform the audit to obtain reasonable assurance about whether the financial statements are free from material misstatement.

An audit involves performing procedures to obtain audit evidence about the amounts and disclosures in the financial statements. The procedures selected depend on the auditor's judgement, including the assessment of the risks of material misstatement of the financial statements, whether due to fraud or error. In making those risk assessments, the auditor considers internal control relevant to the entity's preparation and fair presentation of the financial statements in order to design audit procedures that are appropriate in the circumstances, but not for the purpose of expressing an opinion on the effectiveness of the entity's internal control. An audit also includes evaluating the appropriateness of accounting policies used and the reasonableness of accounting estimates, as well as evaluating the overall presentation of the financial statements.

We believe that the audit evidence we have obtained is sufficient and appropriate to provide a basis for our qualified audit opinion.

Other than in our capacity as auditor we have no relationship with, or interests in, SAFE.



## **Basis for Qualified Opinion on Financial Position and Financial Performance**

The financial statements include donations and fundraising revenue of \$1,322,763 (2015: \$1,063,407) over which limited controls exist prior to the cash received being recorded in SAFE accounting records. There were no practical procedures available to us to confirm the completeness of this revenue, and accordingly, we were unable to obtain sufficient appropriate audit evidence in this regard. Consequently, we were unable to determine whether any adjustments to the amount of revenue recorded was necessary.

## **Qualified Opinion on Financial Position and Financial Performance**

In our opinion, except for the possible effects of the matters described in the Basis for Qualified Opinion paragraph, the financial statements on pages 4 to 17 present fairly, in all material respects, the financial position of SAFE as at March 31, 2016, and its financial performance for the year then ended in accordance with Public Benefit Entity Standards.

*McGregor Bailey*

**McGregor Bailey**

**5 September 2016**

**Auckland, New Zealand**

